


# SAGEBRUSH QUILTERS GUILD Show and Share February 2022





# Joyce's Quilts

- In memory of Joyce, donations would be greatly appreciated to the
- Sagebrush Quilters Guild for Community Quilts. Box 392, Kamloops, BC, V2C 5K9
- This was a project near and dear to Joyce as they provide handmade quilts for many people receiving medical care.





# Joyce's Quilt


- Remember "To always check the pockets"
- and "Keep the scraps, you may be able to get a 2" square out of it"

This quilt is made of 2 inch squares.

Each block is made the same way and consists of 5 squares by 5 rows; 25 squares

Blocks are alternated in the quilt to make the design.

25 patch blocks are 8 inch unfinished and 7.5 inch finished





# SQG Row Robin

## Chris W

- Approx 2006.  
Participants - Cathy W, Connie B, Kathy M, Joyce W, Marlene Glover, Chris Welch.
- This wall hanging was finished around 2007 and hung first in my shop, then in my hallway,
- I love it. Check out the omnigrid rulers that Joyce did.





# Flying Geese Quilt Pat M

- When Pat travelled back to Kamloops last October, she picked up orange fabric at every quilt shop.
- This is the result
- Pieced by Pat M
- Quilted by Bernadine L (Sooke)
- Quilt is 72" x 86"





# Outhouse Quilt

## Pat M

- When Pat saw this fabric (sold by Heather's), she knew she needed to have it.
- Its a nod to Pat's career in Public Works (including wastewater treatment)
- The panel was cut into separate sections and surrounded by "Hole in the Barn Door" blocks.
- Pieced & quilted by Pat M
- The quilting was a continuous star walking foot pattern taught by Melissa Marginet
- Quilt is 40" x 80"





# Baby Quilt

## Pat M

- Pat saw this quilt on Social Media, but couldn't find the pattern, so she graphed it using 2.5" squares & star fabric border.
- This is the result and was given to a friend for their great-nephew due to be born in May 2022.
- Pieced & Quilted by Pat M
- Quilt is 40" x 40"





# Morning Sunrise Pat M

- Pat took a class from Susan Teese during one of Victoria Quilters Guild' Virtual Stitch Day
- This is the result . Learned some new techniques that she will use again.
- Pieced & Quilted by Pat M
- Quilt is 30" x 40"





# Heron Quilt

## Pat M

- Pat took a 'thread painting Zoon class with Bridget O'Flaherty
- While its not her favourite technique, it was great to learn a new skill.
- Pieced & Quilted by Pat M
- Quilt is 40" x 40"





# Donation Baby Quilt Pat M

- Part of the fun of joining the Victoria Quilters Guild is making baby quilts for the NICU unit here
- This is the result of one of the quilts that produced lots of extra corners that created a second quilt
- Pieced by Pat M
- Quilt top is 42" x 50"





# Seahorse Quilt

## Pat M

- Julie O donated the Seahorse block to Pat to finish a few years ago.
- So rather than make another wall hanging, Pat added deconstructed blocks to make it into a lap quilt that was given to a friend in Kamloops
- Pieced & quilted by Pat M
- Quilt top is 42" x 60"





# Quilts for Survivors

## Pat M

- Pat joined the group Quilts for Survivors in July 2021 to support Residential School Survivors in their healing journey. These went to Port Alberni. More quilts will be coming.
- The orange one was Pieced & quilted by Pat M
- The second one was pieced by Pat & quilted by by Bernadine L (Sooke)





# RCMP Quilt

## Julie O -

Christmas gift for my retired RCMP husband. He loves it and it holds pride of place on the love seat where he can see it from his recliner!





# Black Diamond Quilt - Julie O

Block of the Month Quilt from Diversity. I switched one fabric for the blue because I love blue!

Designed for a block of the month from Willmington Prints.

90x90 inches. Pieced by Julie o and quilted at Heathers fabric shelf. made for ourselves.





# Baby Quilt

## Doreen F

My baby quilt sent to my Great nephew who weighed in at 11

lb.6oz. at birth. I used 2" squares and nothing purchased.

All out of my stash. I must have been thinking of my good friend Joyce as I knew her for 40 years with her husband Bernie.





# Vintage Texture Sue O's

- Sue purchased the kit at Katja's
- The quilt is 53"x77."
- Sue pieced and quilted this beauty
- Note: The back photo is has been lightened to show the quilting





# Blue Cloud 9 Elaine R-

SQG Community Quilt kit





# Zoo Dwellers Elaine R

SQG Community Quilt kit





# Judy N String Quilt


- Community quilt  
pieced by Judy





# Judy N Carousel Quilt

SQG Community Quilt kit





# Judy N Hollow Nine Patch Quilt


SQG Community Quilt  
Pieced and quilted by  
Judy





# Judy N Bit Coin

Bonnie Hunter quilt  
Pieced and quilted by  
Judy





# Community Quilt Judy N

Colour Code' by Lesley  
Chaisson of Berry Birdy  
Designs

Pattern from Quilters  
Connection Magazine

Spring 2019

Pieced by Judy N

Quilted by Larry D






Lynda M





# Lynda M

SQG Community Quilt kit  
pieced and quilted by  
Lynda





# Lynda M

SQG Community Quilt kit  
pieced and quilted by  
Lynda





# Lynda M

SQG Community Quilt kit  
quilted by Larry





# Lynda M

SQG Community Quilt kit  
Pieced and quilted by  
Lynda





# Lynda M


SQG Community Quilt kit  
Pieced and quilted by  
Lynda





# Lynda M


SQG Community Quilt kit  
Pieced and quilted by  
Lynda





# Lynda M

SQG Community Quilt kit





# Sandy M

## Split 9 Patch

started as a nine patch block with a plain block, I took it apart and made extra blocks and did the split nine patch block instead





# Sandy M Blues


Blocks made by someone  
else and I sewed them  
together,, enough blocks  
for 3 quilts





# Sandy M

Made, from a pattern I  
wanted to try, all fabrics  
from my stash for the top!





# Sandy M Hexies

Made by someone else  
and I trimmed





# Val B

Panels pieced and quilted  
by Val





# Sagebrush Quilters Guild Show & Tell

Thank You to All who sent photos!

*There must be more quilts to share – How about yours?*

*Encourage others to send in photos!*

## Info to Share

*(Slide show will be posted on the website afterwards)*

- Who made quilt? / quilted it?
- What's it called / Who is it for?
- Pattern (author or source if free)
- Size of quilt
- What you liked and didn't like about making the quilt
- Was the quilt made from a kit, specific purchased fabric or from stash?
- How long the project has been around???
- Any other fun information you would like to share

