

A vintage black Singer sewing machine with gold floral decorations and a wooden cabinet. The machine is shown from a side profile, highlighting its ornate design and mechanical components. A spool of orange thread is mounted on top. The background is a light, textured surface.

Sagebrush Quilters Guild

Guild Meeting
Show & Tell
Mar 22, 2021

Child's Quilt # 1

Julie O

- Pieced and quilted by Julie
- All made from panels or book fabric from Julie's stash
- A friend is making these by the dozens and it is amazing how many daycare centers there are in our city!



Child's Quilt # 2

Julie O

- Pieced and quilted by Julie
- All made from panels or book fabric from Julie's stash
- Another one for a daycare center!



Child's Quilt # 3

Julie O

- Pieced and quilted by Julie
- All made from panels or book fabric from Julie's stash
- Another one for a daycare center!



Traffic Jam

Lynda D

- A scrap busting quilt that was a challenge to her to make scrappy
- Pattern by Pat Sloan and given to Lynda by Bev Mc
- Over 300 squares used by the time you count the border
- 56" square
- Planned as a 'crisis quilt' but gave it to her niece's daughter who is going through some health challenges with a family member.



Covid-19 Wall Hanging

Pat M

- Sewn & quilted by Pat
- Found this pattern last year, finally had time to make it.
- Project is for my quilt room's washroom
- Size is 15" x 36"
- Pattern is from Karen Brown and she calls it 'We're on a Roll' (wall hanging or lap sizes)





Table Runner

Pat M

- Pieced & Appliqued by Sandra L
- Quilted by Pat
- Another of Pat's sister's project finished.
- Not sure where it will end up. Right now, its on my dinning room table helping to celebrate spring and remind me of our quilting times together
- Size is 36 x 16 inches

Rooster Mug Rug

Pat M

- Paper pieced and quilted by Pat M
- While I am working on cleaning up 99+ UFO's, I came across this 'Take & Make' project from Dianne Jansson of Diversity.
- I thought this was a fairly recent project, but it was dated 2005.
- The size is 5" x 5"





Jelly Roll Race Quilt

Pat M

- A friend asked if I would make them a quilt with Minky on the back. It's for their cabin at Sun Peaks.
- Fastest quilt to make is a Jelly Roll Race with 2.5" blocks placed when joining the rows together.
- Pieced by Pat M and quilted by Bernadine Libreiro (Sooke)
- Size is 60 x 110 inches
- And ...



Cat Pillow

Pat M

- And this is what you do with the left over Minky backing!


Ha, ha, ha!



Colorworks Panel

Sandy M

- First on Q 20”.
- It's a panel that I bought from Katja's Quilt Shoppe and thought it would be a great start on my new Bernina Q20 that I got in October.
- It's 42 x 23.5 inches, and it was so fun to do!!!
- I did ruler quilting and free motion, enjoy!!!



Endangered Birds

Sandy M

-
- Pattern by Shania Sunga
 - It is an appliqué quilt and I quilted it from an idea on the internet of a way to quilt it. So happy about how it turned out!!
 - It's 38 x 49 inches



Quilt Deva Sandy M

- The quilt appliqué and machine quilted with graffiti quilting by Sandi. It was so fun to make.
- I had saved the buttons, measuring tape, necklace, etc., for years since I got the pattern a long time ago,, but during Covid, I felt like doing something 'new.'
- I got her out and started working on it.. all the fabric is from my stash and I picked her hair color to closely match mine!!!
- She is 43 x 29 inches



Kiwi Quilt

Bev B

-
- Made by Bev B & quilted by Linda King
 - I call it my Kiwi Quilt I
 - Modified a pattern from “New Ways With Jelly Rolls.”
 - Added cornerstones, borders, outer corner medallions and ordered the blocks in a pattern.
 - The quilt is 100 inches square.
 - The directionality of some prints made it interesting to keep the pattern at times.
 - More...



Kiwi Quilt

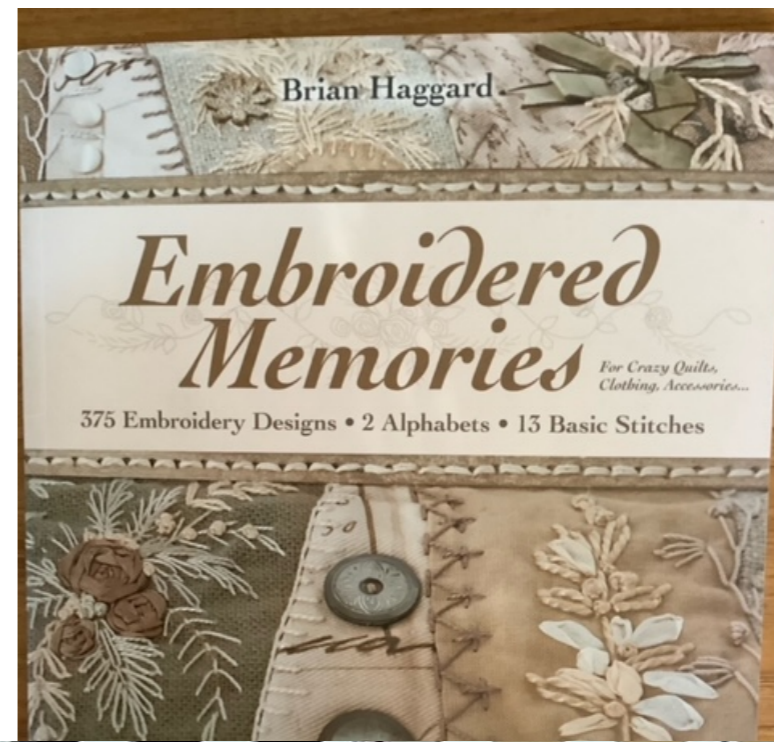
Bev B

- It was made from a jelly roll, plus a few fat quarters from a line of fabrics from New Zealand.
- I went on a trip in 2018 and visited a quilt shop in Wellington where I found this line of fabric that was specific to New Zealand. The corner medallions were enlarged from a design I saw on a necklace.
- > When going through customs to return home, my carry-on suitcase was shunted to one side after it was X-rayed. A second customs agent carefully checked the orientation of the bag and lined it up to find the offending object.
- She dove in and triumphantly held up the jelly roll aloft while asking “What is this?” I explained what it was and what it was for. It seems she wasn’t a quilter and probably thought she had found an I.E.D.



2021 Memories

Joy G



- Memories of Sarah Bethia by Joy G
- Size is 36" x48"
- Joy included a write up that is almost as long as the project - a lot of decisions and procrastination.
- A lot of other projects were interrupted/relieved work on this one!



Stepping Up A Community Quilt

- Stepping up Quilt designed by Donna Robertson
- Pieced by Judy T
- Quilted by Larry D
- Kit provided by Community Projects



Stepping Up

A Community Quilt

- Stepping up Quilt designed by Donna Robertson
- Pieced by Judy T
- Quilted by Larry D
- Kit provided by Community Projects



Scrappy Quilt

A Community Quilt


- Pieced by Judy N
- Quilted by Larry D



Scrappy Quilt

A Community Quilt

- Pieced by Judy N
- Quilted by Larry D



Tossed Squares

A Community Quilt

- Pattern for Tossed Squares from Fons & Porter's Quilting Quickly May/June 2015
- Pieced by Judy N
- Quilted by Larry D



Disappearing 9 Patch

A Community Quilt

- Pieced by Judy N
- Quilted by Larry D
- Kit provided by
Community
Projects



9 Patch

A Community Quilt

- Pieced by Bev Mc
- Quilted by Larry D



9 Patch

A Community Quilt

- Pieced by Bev Mc
- Quilted by Larry D






In a Flurry

Cheryl D

- Baby Quilt Pattern designed by Gina Gempshaw
- Pieced by Cheryl D
- Quilted by Larry D



Christmas Gnomes

Cheryl D

- From a Fons & Porter Easy Quilts magazine winter 2020
- Pieced by Cheryl D
- Quilted by Larry D

2021 Stash Buster Challenge

Donna F

- Donna just finished making the 2021 Stash Buster Challenge twin size quilt for my granddaughter.
- The layout was on point with main and alternate 9 1/2 inch dandy block.
- Donna quilted, with the help of Bill, on the long arm machine at Heather's Fabric store.
- Donna is putting a flange binding on and made a matching pillowcase
- And...



2021 Stash Buster Challenge Donna F



- Close up of the stitching of Donna's Quilt

5" Squares Baby Quilt


Sue OS

- Sue made and quilted from a packet of 5 inch squares that were baby themed.
- Sue added some purchased material to make it larger.
- Size was perfect for a baby
- It was the first quilt Sue did on her new sit down Bernina long arm and it was a lot of fun to do!
- My niece was blessed with a granddaughter in early 2020.
- Sue got in touch with the baby's mom, who was in Texas at that time, and sent it to her.
- Looks like Amelia likes it.



Disappearing Nine Patch Sue OS

- Sue was introduced to the pattern at retreat in 2019.
- It is produced for 2.5 inch squares so a lot of blocks.
- Sue quilted it on her regular machine before purchasing the long arm.
- It has been donated to community quilts.



Lucky Stars

Sue OS

- Lucky Stars was made from a kit Sue purchased from Katja's as she needed something different quilt.
- The size is 45" x 60".
- Sue pieced it and quilted it herself on her older machine.
- It was given to a friend of Sue's as she loved it.



Stash Buster Block 2

Sue OS

- Cheryl sent out a pattern called Our Stash Buster Block #2.
- It's size is 48" x 64."
- Sue pieced it from her stash of fabrics and quilted this quilt.
- The quilt was been donated to community quilts.



Wind Chimes

Sue OS

- This is one of Sue's favorites as cutting triangles, sewing them in precise order and then quilting it as the first large quilt on my longarm machine was a challenge.
- It is called Wind Chimes by The Quilter's Clinic.
- Sue purchased the pattern thru equilter.com from Colorado.
- The finished size is 53" x 75".
- It is made entirely of equilateral triangles: 60 degree triangle ruler was necessary.
- Dianne Jansen helped me to coordinate the fabrics. Her store has such a great selection.
- It has been gifted to a dear friend and her husband as a thank you due to the fact he is a respiratory technician at RIH: front line worker



Scrappy Mountain Majesties

Sue OS

-
- Sue first did this pattern from a community quilt kit.
 - She has made it now at least 4 times.
 - This selection of fabrics comes entirely from her stash.
 - Size is 48" x 67".
 - Sue made the top and it was quilted by Larry and is now a community quilt.



Cov-er Come

Sue OS

-
- Sue made this quilt from fabrics in her stash from a quilt-a-long that was a block a week.
 - She doesn't remember what the source was but, she believes, it was called Cov-er Come.
 - It was fun to make each 12" block.
 - This was also quilted by Larry and is now a community quilt.





Labyrinth Walk

Sue OS

- Pattern by The Guilty Quilter
- Sue purchased this pattern from equilter.com at the same time as the Wind Chimes pattern.
- Dianne Jensen also helped me to find the lovely batiks in her store.
- Sue started cutting the fabric in April 2020. When her sister, Deb, saw the blues, she claimed the quilt.
- It is 84" square.
- Piecing this required patience and precision but the results were amazing. Literally the flat squares looked 3D!!
- This quilt is the reason Sue decided to finally purchase a long arm machine and Sue did the quilting herself.
- It was completed and then sent to Sue's sister in California on March 9, 2021. She is just thrilled with it.

Vintage Memories

Brenda E

- This is called Vintage Memories from This & That.
- Original quilt pattern by Sherri K. Falls. It was a BOM from Katja in 2009, but I bought it as a full kit around 2012.
- Brenda started it about 5 yrs ago and it became a UFO. She pulled it out to finish as I'm finally working through her UFO's. The centre was a blank 5" white square, so she removed it and put in a pinwheel made from leftover hst's.
- Brenda bought it because she liked the fabrics. She will quilt it sometime in the future (this year, I hope).
- She didn't like this pattern as a kit because Katja's kit was this quilt colour way and the pattern blocks in another so I found it confusing as to which fabrics to use where.



St. Patrick Day Placemat

Sal H

- Sal made the placemats for St Patrick day for her table.
- Was a fun project and easy to make.
- She downloaded a couple of templates for the hat and shamrock, the rest was easy to applique and quilt.
- Took a day to make.
- Sal had to make a trip to Diversity to get the dark green. Nice to chat with Dianne!



Double Zip Gear Bag

Chris W

-
- Chris loves this bag. It sits on her sewing table and keeps her tidy. It holds so much.
 - The pattern is from Annie.com and the class was put on by Randie Askeland in Chase (quilter from Chase Guild).
 - All the bags made in the class were a success!
 - Chris used her stash fabrics.



2020 Temperature Quilt

Katja M

- Katja's Temperature Quilt shown on Global TV Morning News in the Weather Segment
- If you missed the presentation, you could stream the news on the Global TV app.
- So exciting to have a local quilter and quilt shop represented



Katja's Quilt Shoppe

1d · 🌐

Remember the Temperature Quilt that Katja worked on during 2019? You'll be able to catch a glimpse of it on Global Morning News this Friday March the 19th around 7:30am.



Degrees Fahrenheit		Degrees Celcius	Colour representation
98.6 - 104	1	37 - 40	Red Purple
91.4 - 96.8	2	33 - 36	Fuchsia
84.2 - 89.6	3	29 - 32	Reddish
77 - 82.4	4	25 - 28	Red
69.8 - 75.2	5	21 - 24	Orange
62.6 - 68	6	17 - 20	Tangerine
55.4 - 60.8	7	13 - 16	Yellow
48.2 - 53.6	8	9 - 12	Lime
41 - 46.4	9	5 - 8	Green
32 - 39.2	10	0 - 4	Teal
24.8 - 30.2	11	-4 - -1	Turquoise
17.6 - 23	12	-8 - -5	Blue
10.4 - 15.8	13	-12 - -9	Mid Blue
3.2 - 8.6	14	-16 - -13	SHADY BLUE
-4 - +1.4	15	-20 - -17	MED GREY
-8.8 - -11.2	16	-24 - -21	GREY WHITE
-13 - -18.4	17	-28 - -25	
-20.2 - -25.6	18	-32 - -29	
-27.4 - -32.8	19	-36 - -33	



Sagebrush Quilters Guild Show & Tell

Thank You to All who sent photos!

There must be more quilts to share – How about yours?

Info to Share

(Slide show will be posted on the website afterwards)

- Who made quilt? / quilted it?
- What's it called / Who is it for?
- Pattern (author or source if free)
- Size of quilt
- What you liked and didn't like about making the quilt
- Was the quilt made from a kit, specific purchased fabric or from stash?
- How long the project has been around???
- Any other fun information you would like to share!



Title Quilter



- Info

