

## Sagebrush Quilters Guild

### Eblast for April 4, 2019

#### Executive

President - Doffy B	Membership - Marnie F & Judy N	Sunshine Lady - Lorraine B
Vice Pres - Bev M	Library - Loretta B & Joy P	Webmaster – Pat M
Secretary - Judy T	Community Projects - Joyce W & Cheryl D	Website - Julie O
Treasurer - Lynda M		Website - Sandy M
Program -	Wed morning quilt-in - Val B	Eblast – Cheryl D
Workshops - Joy G	Fri morning quilt-in - Joyce W	From our leader, Doffy B
Hospitality - Kay M	Retreat - Doreen F	

Well, I never would have thought that I would be excited about rain! Our yard is so dry this spring and, as I'm writing this note, rain has just begun to lightly pitter patter outside. What I would really welcome is a few days of rain, but I will take what I can get! If you are like me and have already begun to abandon your sewing machine for the garden, watch out for ticks - I plucked two off of myself a few days ago.

It was a treat last meeting to enjoy Betty Spence's wonderful trunk show. Her work is inspiring and her stories are delightful. Great too that she brought her daughter Hayley along as the 'mother/daughter stories' added to the enjoyment of the evening.

We have guests next Monday. Heather Fagervik of Heather's Fabric Shelf and Betty Oswell will be joining us to talk about their patterns and other happenings at Heather's store. It promises to be a fun evening.

Don't forget to bring your block for the 'block lotto' draw. This month's block is Mr. Roosevelt's Necktie. Don't you just wonder where the quilt block names come from!

See you on Monday,

"Live well, laugh often, love much"

#### Goodbye to a quilting friend,

Just to let everyone know that Bev Maize, one of our former guild members, passed away last Sunday. Bev always enjoyed bringing her guitar to our Christmas Potluck dinners to lead the group in carol singing.

<https://www.legacy.com/obituaries/kamloopsthisweek/obituary.aspx?n=beverly-anna-maize&pid=191924510&fhid=41249>

#### Treasurer's report – No report

#### Workshop - Joy G

**Registration still open** for Scorched Class with Jan Scruggs to be held Sunday, April 28 at a Cost of \$50 which includes a full kit of all your materials to complete four samples and a journal cover, journal also included Contact Joy G. to register 250-372-5594 if you can't make it to the next meeting.

April 10-May 4 Fibre Art exhibit at the Old Courthouse Gallery Jan Scruggs' work is in this exhibit. Opening reception is April 11 from 4-6PM

#### Correction:

- 12 people are registered and paid for the Scorched workshop with Jan Scruggs at TRU, there is room for more!
- October 5-6th 2019 is tentatively booked for MACHINE QUILTING WORKSHOP (Kathleen Riggins) at TRU, one full day workshop for **\$90 for a full day workshop and \$45 per half day workshop**. There

## **Sagebrush Quilters Guild**

### **Eblast for April 4, 2019**

are much more to prepare details. Joy will be forwarding class descriptions. The proposal is to have Saturday full day class and Sunday two half day classes

**Gathering of the Guilds** is April 13 in Kelowna. Follow this link for Instructions to make and EMOJI block

[https://www.kelownaquilts.com/uploads/3/7/1/5/37159087/block\\_challenge\\_instructions\\_revised.pdf](https://www.kelownaquilts.com/uploads/3/7/1/5/37159087/block_challenge_instructions_revised.pdf) Click on the image of the Emoji that you want to get the pattern.

#### **May Bucket Raffle – Julie O**

As promised in September, we will hold a Bucket Raffle in May. For those who are unfamiliar with these, you bring any craft or quilting related items that you have “outgrown”, in good condition, and we will group things together if necessary for display. You then buy a string of tickets (VERY cheaply priced) and distribute your tickets into the “bucket” in front of any groups you would like to have a chance to win. All money raised goes back to the guild and everyone gets a chance to clear out a bit and maybe score something they really like or would like to try.

I thought I would give you a long lead in so you can sort to your heart’s content, fondle some of your items and feel very righteous when you are done. This event is always fun. See you all Monday.

#### **Block Lotto Anyone? – Julie O**

I am back from a lovely relaxing vacation and back in harness. Thank you to Sandy for carrying on in my absence. Please bring your April blocks ‘Mr. Roosevelt’s Necktie’ to the meeting. I am so looking forward to seeing the finished products. See you all there on the 8th.

#### **Web Page calendar – Julie O**

**Web Page** [sagebrushquiltersguild.ca](http://sagebrushquiltersguild.ca)

Please keep looking at it... we are hoping to inspire you!

Your Website Team, Pat, Julie and Sandy

#### **Retreat – Doreen F**

Our next Retreat is being held at Sorrento Centre October 30-November 3.

Registration forms and payment will be received at Guild meeting.

#### **Sew Day at Kamloops Seniors’ Village – Sandy M**

Mark your calendar, here are the dates until the end of this year, April 20, May 11, June 15, July 13, August 10, September 14, October 12, November 9 and December 14.

Any questions, please contact me!

#### **Membership – Judy N**

#### **Library – No report**

## Sagebrush Quilters Guild Eblast for April 4, 2019

### Community Projects – Joyce W & Cheryl D

On Friday morning, (very very early) we attended the Rotary Daybreak breakfast. We had the opportunity to say thank you in person to the Rotarians who donated to our project. We took some quilts to show and give some information about our Community Project of making quilts for the hospital cancer patients. We heard many heartfelt stories of how our quilts have touched friends and family of several of the Rotary members. It was such a privilege to share our passion for touching lives through our quilts. They are a very fun group who are involved in making Kamloops a better community.

Thank you to all of our guild members who have donated quilts, fabric, thread, batting and your time in order to produce the quilts for the hospital.



### Wednesday Morning Quilt in – Val B

April 10 Marcia

April 17 Sal

April 24 Sandy M

### Friday Morning Quilt In – Joyce W

Friday quilt in at Marg J April 5

### Quilts of Valour – Andrea S

A reminder about the “Quilts of Valour”. If anyone is interested in making 1, or more blocks, this is the pattern and color combinations that QOV requested.

Deadline to hand blocks or tops into Doffy is the first guild meeting in May, (we are not doing completed quilts) so we have time to get them to our volunteer courier who will be taking them to Quilt Canada.

<https://www.quiltsofvalour.ca/pdfs/Quilt-Canada-2019-Ottawa-Log-Cabin.pdf>

I have also included a sample of some of the blocks that I will be donating.



## Building Log Cabins for Our Injured Military (10 ½" unfinished block)

Fabric Requirements for one block:

### Yellow

1 - 2 ½" square for center (#1)

### White:

1 - 2 ½" X 4 ½" (#4)

1 - 2 ½" X 6 ½" (#5)

1 - 2 ½" X 8 ½" (#8)

1 - 2 ½" X 10 ½" (#9)

### Red:

2 ½" square (#2)

1 - 2 ½" X 4 ½" (#3)

1 - 2 ½" X 6 ½" (#6)

1 - 2 ½" X 8 ½" (#7)



¼" seam allowance used.


8 rows of 6 blocks (48 blocks) will give you a quilt approximately 60" X 80". No borders needed, just layer, quilt and bind.

We encourage you and/or your groups/guilds to make the blocks from Northcott fabric, not only the Oh Canada line but any one of the many beautiful lines from Northcott. You may also delve into your stash of fabric for red and white to build a Canadian Log Cabin for our injured Military. The yellow center symbolizes the welcoming light in the window, and the red and white for Canada.

Any questions please contact

Mary Ewing @ [president@quiltsvalour.ca](mailto:president@quiltsvalour.ca)

Cheryl Dvernichuk @ [cheryl.dvernichuk@quiltsvalour.ca](mailto:cheryl.dvernichuk@quiltsvalour.ca)



**Send your completed blocks,** quilt tops and/or quilts to one of the following address.

If you are attending Quilt Canada 2019 in Ottawa you may drop them off at the Quilts of Valour – Canada Society booth.

*Thank you for supporting our injured Canadian Armed Forces*

### Western Canada

Linda Gerein  
14 Pueblo Court  
Whitehorse, YK Y1A 6V3

### Central Canada

Marcie Erick  
633 Douglas Drive  
Swift Current, SK S9H 0M7

### Eastern Canada

Mary Ewing  
11 Hillside Drive  
New Albany, NS B0S1P0

### Ontario

Elizabeth Seamans  
117 Malcolm Street  
Angus, ON L0M 1B0

### Southern Ontario

Don Oliphant  
4094 St Clair Parkway Port  
Lambton, ON N0P 2B0



*A proud sponsor of Quilts of Valour – Canada Society*

# SAGEBRUSH RETREAT REGISTRATION FORM:

## October 30 – November 3, 2019

NAME: \_\_\_\_\_

Telephone: \_\_\_\_\_ EMAIL: \_\_\_\_\_

SHARING A ROOM? No \_\_\_\_\_ Yes \_\_\_\_\_ Roommate: \_\_\_\_\_

### SIGNIFICANT ALLERGIES:

We are required to provide contact details for anyone ordering meals with dietary restrictions. This is for anyone with anaphylactic or airborne allergies, as well as people requiring vegetarian, gluten free, dairy free, nut free, and fish free options.

Allergies: \_\_\_\_\_

Best day Phone/Cell Number: \_\_\_\_\_

Retreat begins at 10:00 a.m. on Wednesday and goes to 2:00 p.m. on Sunday. Please wait outside if you arrive before then.

Singles may be four-night stays only and have limited availability.

**COST PER PERSON:** (this incorporates the 2018 rates). Breakfast has been set by Sorrento and will be at 8:00 a.m., lunch at 12:30 p.m. and dinner at 5:30 p.m.

Please indicate your choice:

#### Arrival - Wednesday

_____ 4 nights/Wed Lunch with breakfasts	\$431.00	(2 cheques for \$215.50 each)
_____ 4 Nights/Wed Lunch/no breakfasts	\$390.00	(2 cheques \$195.00 each)
_____ 4 nights with breakfasts	\$417.00	(2 cheques for \$208.50 each)
_____ 4 nights no breakfasts	\$375.00	(2 cheques for \$187.50 each)
_____ 4 nights/single/Wed Lunch with breakfasts	\$629.00	(2 cheques for \$314.50 each)
_____ 4 nights/single/Wed Lunch/no breakfasts	\$590.00	(2 cheques for \$295.00 each)
_____ 4 nights/single with breakfasts	\$615.00	(2 cheques for \$307.50 each)
_____ 4 nights/single/no breakfasts	\$575.00	(2 cheques for \$287.50 each)

#### Arrival-Thursday

_____ 3 nights & Thur Lunch with breakfasts	\$337.00	(2 cheques for \$168.50 each)
_____ 3 nights with breakfasts	\$324.00	(2 cheques for \$162.00 each)
_____ 3 nights Thur Lunch/no breakfasts	\$307.00	(2 cheques for \$153.50 each)
_____ 3 nights no breakfasts	\$294.00	(2 cheques for \$147.00 each)

#### Arrival - Friday


_____ 2 nights & Fri Lunch with breakfasts	\$244.00	(2 cheques for \$122.00 each)
_____ 2 nights with breakfasts	\$230.00	(2 cheques for \$115.00 each)
_____ 2 nights Fri Lunch/no breakfasts	\$223.00	(2 cheques for \$111.50 each)
_____ 2 nights no breakfasts	\$209.00	(2 cheques for \$104.50 each)

**TO REGISTER:** Please return the registration form with your total payment. You may write two cheques and post-date the second cheque to September 30, 2019.



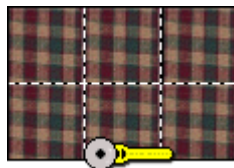
# Mr Roosevelt's Necktie

This makes a 12" block!

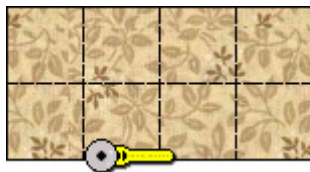


Please abide by the Terms and Conditions of use! :o)

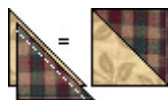
## \*\* Preparing the Pieces and Sewing the Block \*\*



Start by marking and cutting the Color 1 7" x 10-1/2" strip into six 3-1/2" squares. Also cut the Color 1 3-7/8" square in half once on the diagonal to make two half square triangles...



Then mark and cut the Color 2 7" x 14" strip into eight 3-1/2" squares. Also cut one Color 2 3-7/8" square and cut it in half once on the diagonal to make two half square triangles...



Sew the half square triangles together as shown at left, using a 1/4" seam. Press seams to darker side. These should measure 3-1/2" square. Make two units like this...



Now piece all the squares and half squares together into four rows, again using 1/4" seams, and pressing seams in alternating directions by row. Join these rows, being sure your seams all line up...and you are done! ...on to Page 2!


© Oct 16 2002 Marcia Hohn

Traditional Block

mh paper

<http://www.quilterscache.com>

## Mr. Roosevelt's Necktie - Page 2



This would make a great "block swap" type block!...so I've intentionally chosen to show it in a crazy variety of fabrics!...four blocks by five, with a 3" Color 1 border, then a patch squares border :o)

Happy Quilting All!

Marcia :o)

Here's one that Vicky made! and Kristen's!

Jennifer's First Quilt! Catherine's!

### \*\* Supplies List \*\*



Color 1 Color 1 needs: one 7" x 10-1/2" strip AND one 3-7/8" square



Color 2 Color 2 needs: one 7" x 14" strip AND one 3-7/8" square

To the Patterns or The Quilter's Cache

© Oct 16 2002 Marcia  
Hohn



Page 1

Traditional Block

<http://www.quilterscache.com>