

Sagebrush Quilters Guild
E-Blast
March 20, 2019

Executive

President - Doffy B
Vice Pres - Bev M
Secretary - Judy T
Treasurer - Lynda M
Program - Vacant
Workshops - Joy G
Hospitality - Kay M

Membership - Marnie F &
Judy N
Library - Loretta B & Joy P
Community Projects - Joyce W
& Cheryl D
Wed morning quilt-in - Val B
Fri morning quilt-in - Joyce W

Retreat - Doreen F
Sunshine Lady - Lorraine B
Webmaster – Pat M
Website - Julie O
Website - Sandy M
Eblast – Cheryl D

From our leader, Doffy B

Hello again everyone,

Do we dare mention the word spring? I realize that the spring equinox is upon us, but we don't want to jinx matters. I have been wandering around in our garden lately, checking for any new growth, but all I can see is deer hoof prints and munched down perennials!

We sure had a great time last meeting getting a sneak preview of some of the new TrendTex fabrics presented by Noeline. The many ways that Linda put together the different panels were truly inspiring. It was wonderful having Noeline and Linda as our guests, and they both said how much they enjoyed being with us.

I've heard rumors that everyone had a super time at quilt retreat last weekend. No actual details...but then I know the rule - "what happens at retreat, stays at retreat." Suffice it to say that there was 'some' quilting done!

Next meeting we are welcoming Betty Spence as our guest. Betty will be giving us a 'trunk show' of her lovely quilts, and I know you will be inspired by her work.

See you on Monday night,
"Live well, laugh often, love much"

Treasurer's report – Lynda M

Workshop - Joy G

Workshop news - Jan Scruggs workshop has a few more spaces available. She won first prize at the recent Art Exposed exhibition at the Old Courthouse/ Kamloops Arts Council. Her work is also at the Kamloops airport and will be in the upcoming Fibre Art Network - Conversations exhibition at the Old Courthouse galleries on April 10-May 5 with opening reception on April 11 from 4-6 PM.

SPRING WORKSHOP “SCORCHED”

Sunday, April 28, 2019

Instructed by Jan Scruggs, Textile and Fibre Artist and teacher extraordinaire. Jan took first place at “Art Exposed Exhibition” and will be exhibiting in the Conversations Fibre Art Network Exhibition from April 10-May 4, 2019 at the Old Kamloops Courthouse Arts Council.

“You probably remember writing secret messages with lemon juice as a child. What a delight it was to

Sagebrush Quilters Guild
E-Blast
March 20, 2019

hold a candle to the paper and see the message magically appear! Come and enjoy that delight again. We will learn to use lemon juice as a textile medium while making a small project. "I am looking forward to this and working with you and your group."

Jan

REDUCED Cost: \$50 (\$35 + Kit fee \$15) which includes mordant, pretreated fabric and all artists supplies.

To Register: contact Joy G at 250-372-5594

You may also bring additional fabrics to develop your skills and project. Four techniques (printing, painting, shibori, thermofax screen printing) to be demonstrated and explored in the morning session and journal project worked on in the afternoon session.

May Bucket Raffle – Julie O

As promised in September, we will hold a Bucket Raffle in May. For those who are unfamiliar with these, you bring any craft or quilting related items that you have "outgrown", in good condition, and we will group things together if necessary for display. You then buy a string of tickets (VERY cheaply priced) and distribute your tickets into the "bucket" in front of any groups you would like to have a chance to win. All money raised goes back to the guild and everyone gets a chance to clear out a bit and maybe score something they really like or would like to try.

I thought I would give you a long lead in so you can sort to your heart's content, fondle some of your items and feel very righteous when you are done. This event is always fun. See you all Monday.

Block Lotto Anyone? – Julie O

The April block is called Mr Eisenhower's tie and again can be found on quilters' cache.

Would you please do the background in white on whites? Have fun with this. I can't wait to see the finished products as I will be away in March.

Sagebrush Website

Web Page: www.sagebrushquiltersguild.ca

Web Page calendar – Julie O

Please keep looking at it... we are hoping to inspire you!

Your Website Team, Pat, Julie and Sandy

Retreat – Doreen F

Another successful Sorrento Retreat was held March 13–17.

Our next Retreat is being held at Sorrento Centre October 30-November 3.

Registration forms and payment will commence at our next meeting on March 25, 2019

Sew Day at Kamloops Seniors' Village – Sandy M

Hi All KSV quilters,

This Saturday at KSV, on March 23 will be 9am until 9pm.

**Sagebrush Quilters Guild
E-Blast
March 20, 2019**

Don't forget to bring a couple quilts to show for our quilt show for the residents around 1 or 2 pm., but remember, you can quilt the rest of the day and into the evening , your own project or a community quilt!

You can order your lunch and/or supper when you arrive if you wish!

Mark your calendar,, here are the dates until the end of this year,

April 20, May 11, June 15, July 13, August 10 , September 14, October 12, November 9 and December 14.

Any questions, please contact me!

Membership – Judy N

Library

Community Projects – Joyce W & Cheryl D

Thank you to everyone for generously giving of your materials and your time. Without you this project would not happen. Thank you, again to Rotary Day Break for the generous cash donation. On March 29 we will have the opportunity to share our project with the Rotary Day Break members, and thank them in person, for their generous donation.

Quilt In's

Wednesday Morning Quilt in – Val B

Friday Morning Quilt In – Joyce W

Friday quilt in at Marg J March 22, 29, April 5



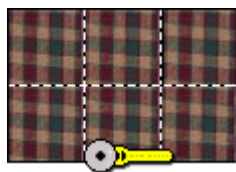
Mr Roosevelt's Necktie

This makes a 12" block!

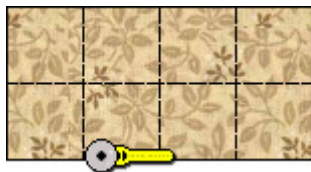


Please abide by the Terms and Conditions of use! :o)

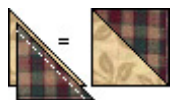
** Preparing the Pieces and Sewing the Block **



Start by marking and cutting the Color 1 7" x 10-1/2" strip into six 3-1/2" squares. Also cut the Color 1 3-7/8" square in half once on the diagonal to make two half square triangles...



Then mark and cut the Color 2 7" x 14" strip into eight 3-1/2" squares. Also cut one Color 2 3-7/8" square and cut it in half once on the diagonal to make two half square triangles...



Sew the half square triangles together as shown at left, using a 1/4" seam. Press seams to darker side. These should measure 3-1/2" square. Make two units like this...



Now piece all the squares and half squares together into four rows, again using 1/4" seams, and pressing seams in alternating directions by row. Join these rows, being sure your seams all line up...and you are done! ...on to Page 2!


© Oct 16 2002 Marcia Hohn

Traditional Block

mh paper

<http://www.quilterscache.com>

Mr. Roosevelt's Necktie - Page 2



This would make a great "block swap" type block!...so I've intentionally chosen to show it in a crazy variety of fabrics!...four blocks by five, with a 3" Color 1 border, then a patch squares border :o)

Happy Quilting All!

Marcia :o)

Here's one that Vicky made! and
Kristen's!

Jennifer's First Quilt! Catherine's!

** Supplies List **



Color 1 Color 1 needs: one 7" x 10-1/2" strip AND one 3-7/8" square



Color 2 Color 2 needs: one 7" x 14" strip AND one 3-7/8" square

To the Patterns or The Quilter's Cache

© Oct 16 2002 Marcia
Hohn



Page 1

Traditional Block

<http://www.quilterscache.com>

SAGEBRUSH RETREAT REGISTRATION FORM: October 30 – November 3, 2019

NAME: _____

Telephone: _____ **EMAIL:** _____

SHARING A ROOM? No _____ Yes _____ **Roommate:** _____

SIGNIFICANT ALLERGIES:

We are required to provide contact details for anyone ordering meals with dietary restrictions. This is for anyone with anaphylactic or airborne allergies, as well as people requiring vegetarian, gluten free, dairy free, nut free, and fish free options.

Allergies: _____

Best day Phone/Cell Number: _____

Retreat begins at 10:00 a.m. on Wednesday and goes to 2:00 p.m. on Sunday. Please wait outside if you arrive before then.

Singles may be four-night stays only and have limited availability.

COST PER PERSON: (this incorporates the 2018 rates). Breakfast has been set by Sorrento and will be at 8:00 a.m., lunch at 12:30 p.m. and dinner at 5:30 p.m.

Please indicate your choice:

Arrival - Wednesday

_____ 4 nights/Wed Lunch with breakfasts	\$431.00	(2 cheques for \$215.50 each)
_____ 4 Nights/Wed Lunch/no breakfasts	\$390.00	(2 cheques \$195.00 each)
_____ 4 nights with breakfasts	\$417.00	(2 cheques for \$208.50 each)
_____ 4 nights no breakfasts	\$375.00	(2 cheques for \$187.50 each)
_____ 4 nights/single/Wed Lunch with breakfasts	\$629.00	(2 cheques for \$314.50 each)
_____ 4 nights/single/Wed Lunch/no breakfasts	\$590.00	(2 cheques for \$295.00 each)
_____ 4 nights/single with breakfasts	\$615.00	(2 cheques for \$307.50 each)
_____ 4 nights/single/no breakfasts	\$575.00	(2 cheques for \$287.50 each)

Arrival-Thursday

_____ 3 nights & Thur Lunch with breakfasts	\$337.00	(2 cheques for \$168.50 each)
_____ 3 nights with breakfasts	\$324.00	(2 cheques for \$162.00 each)
_____ 3 nights Thur Lunch/no breakfasts	\$307.00	(2 cheques for \$153.50 each)
_____ 3 nights no breakfasts	\$294.00	(2 cheques for \$147.00 each)

Arrival - Friday

_____ 2 nights & Fri Lunch with breakfasts	\$244.00	(2 cheques for \$122.00 each)
_____ 2 nights with breakfasts	\$230.00	(2 cheques for \$115.00 each)
_____ 2 nights Fri Lunch/no breakfasts	\$223.00	(2 cheques for \$111.50 each)
_____ 2 nights no breakfasts	\$209.00	(2 cheques for \$104.50 each)

TO REGISTER: Please return the registration form with your total payment. You may write two cheques and post-date the second cheque to September 30, 2019.