

**Sagebrush Quilters Guild
E-Blast
September 20, 2018**

Sagebrush Executive

President - Doffy B
Vice Pres - Bev M
Secretary - Judy T
Treasurer - Lynda M
Program -
Workshops - Joy G
Hospitality - Kay M
Membership - Marnie F & Judy N
Library - Loretta B & Joy P

Community Projects - Joyce W & Cheryl D
Wed morning quilt-in - Val B
Fri morning quilt-in - Joyce W
Retreat - Doreen F
Sunshine Lady - Lorraine B
Webmaster – Pat M
Website Maintenance - Julie O
Website Maintenance - Sandy M
Eblast – Cheryl D

From our leader, Doffy B

It was grand to see so many quilting friends at our first Sagebrush Guild meeting on September 10th. It was also wonderful to welcome new members. Welcome to Susan O'S, Audrey B, and Lori K and returning member Donna H.

Thanks to Julie O, we are having a block Lotto challenge this year and I'm sure there will be many of you wanting to participate. Also, Joy G had organized some wonderful workshops for us this year and I for one am looking forward to all three of them. There will also be two Quilt Till You Wilt (QTYW) days as well as the monthly quilting Saturdays at Kamloops Senior Village (KSV) to take part in.

And we must not forget our Community Quilting days at Katja's. Cheryl and Joyce welcome one and all to join them there on the second Wednesday of each month. Bring your machine or come for a visit and take a kit to sew at home. Watch your e-blast messages for all of these dates.

Looking forward to another busy and fun year together,

Program for September 24th

Gadget, tip or trick night - Bring something to share with your fellow Quilter's. For example: a ruler that you use and wouldn't want to be without, or a good way to store all those gadgets.

"Live well, laugh often, love much"

Workshop chair, Joy G

ALL workshops open for registration and payment \$35 per workshop and all held at TRU International Building

- September 24 – VOTE for Dianne Jansson's workshop option will it be Illusions OR Perspective on November 17. See attachments at the end of this E-Blast. If you are unable to attend this meeting and want you may send in your vote to Joy - gotjo@telus.net
- September 30 – October 5 Catherine Nicholls, fibre artist workshop Sunlight and Shadows contactreception@sorrento-centre.bc.ca

**Sagebrush Quilters Guild
E-Blast
September 20, 2018**

- October 13 – Quilt till U Wilt at Japanese Cultural Centre 9am – 9pm FREE for members. Host needed as Joy is away
- November 17 – Dianne Jansson workshop
- April 10 – May 4 “Conversations” Fibre Artist exhibition at Old Kamloops Courthouse Gallery
- April 13, 2019 – Gathering of the Guilds, Kelowna
- April 27, 2019 – Attic Windows with Marnie Freeman at TRU International Building
- April 28, 2019 – Scorched with Jan Scruggs at TRU International Building
- Second Quilt till U Wilt date will be confirmed later this year.

Block Lotto Anyone? – Julie O

We will be having a monthly block lotto draw this year. To be involved you simply need to make one or more blocks from the pattern that will be provided in the newsletter each month. For example, in this newsletter you will find a pattern attached for a simple block.

Make as many as you want, bring them to the first meeting in October, put your name in the draw barrel once for each block you have brought in. One (or more if there are a large number of blocks turned in) person will have their name drawn and take home all of the blocks to make into whatever project they wish either for themselves or for community projects.

All of the patterns I plan to use will be from quilterscache.com and will all be the ‘one pin’ level of difficulty unless the membership requests a step up in difficulty. I have read the terms of use and we qualify to use these patterns.

There is no sign up required and you need not take part every month, though we hope you do. Please join us and have fun and have a chance to win a bunch of blocks.

Attached are 2 pages of pattern for Amish Diamond quilt block. For those who are doing some block Lotto blocks for the October 8th meeting (Amish Diamond) please do fabric #3 in white. This will provide a degree of continuity for the person, or persons, winning the blocks. Thank you all and I do hope to see some lovely blocks on the 8th.

Web Page calendar – Julie O

If anyone wishes to have anything posted to the website calendar, please send the info to me and I will be ‘on it’ in a flash! Okay maybe as soon as possible.

Membership – Judy N

Membership fees are now due. Thank you to those of you who so promptly paid at the first meeting. I will have forms at the next meeting or you may print the form from the website and mail it to me. You will find a copy of the membership form attached to this email.

Library

The library will have the deleted books and magazines for sale on Monday, Sept. 24th. Books will be \$2.00 and magazines \$.25.

**Sagebrush Quilters Guild
E-Blast
September 20, 2018**

Community Projects – Joyce W & Cheryl D

We are off to a great start with Community Projects. Over the summer we have been blessed with several large donations of fabrics. Many hands have been busy sorting, cutting kits, sewing quilt tops, and we have a stack of quilts ready for deliver to the hospital. We would appreciate any donations of blender/neutral fabrics to go with this donated fabric.

Join us on Saturday October 6th at Kamloops Seniors' Village or on Wednesday Oct 10th at Katja's Quilt Shoppe working on quilts for the patients at the Cancer center at RIH.

We'll have kits available for you to stitch together at both of these events, as well as at each guild meeting.

Thank you to everyone who has donated fabrics, taken a kit, sewn on binding or supported in any way this very worthy project.

Wednesday Morning Quilt in – Val B

Sept 26 – Brenda E
October 3 – Katja's sew day
October 10 – Ann G
October 17 – Sal H

Friday Morning Quilt In – Joyce W

Sept 21 – Marg J
Sept 28 – Marg J
Oct 5 – Marg J



Sagebrush Quilters Guild

Box 392
Kamloops, BC V2C 5K9

To ease the load on the Membership Committee at the first meeting in September, please attach your payment (cash/cheque) to this application and mail to:

Sagebrush Quilters Guild
c/o Judy Nichols
#54 - 800 Valhalla Dr.
Kamloops, BC
V2B 1R8

The annual membership fee is \$40. Dues to be paid by Sept 25.

Fees remain the same regardless of date you may join

Cash Cheque Payable to Sagebrush Quilters Guild

Please print clearly or complete this form on line (www.sagebrushquiltersguild.ca)

Quick Tip: Use you tab key to move between input areas

Name _____

Has any information changed this past year?....if so fill in below:

Address: _____ City, Prov.: _____ Postal Code _____

Phone: Home _____ Cell: _____

E-mail: _____

Collection of Personal Information

In accordance with the Personal Information Protections Act of British Columbia, any personal information collected or requested on this membership registration form will be used by the Sagebrush Quilters' Guild only for the purposes of:

- a) Maintaining a list of members of the guild. This list is made available to other members of the guild.
- b) Maintaining a membership list to be given out to guild executive committee members and volunteers, and to other members of the guild, as deemed reasonable and/or necessary by the Membership Committee.

I CONSENT to my personal information appearing on the membership list as described above in:

a) YES _____ NO _____

b) YES _____ NO _____

Signature _____

Personal release for Web Site Media

CROSS (X) THIS SECTION THROUGH TO REFUSE

I grant to Sagebrush Quilters Guild (the Guild) and its representatives, the right to take photographs of me and my property in connection with guild activities. I authorize the Guild, its assignees and transferees to use and publish the same in print and/or electronically of picture(s), video and voice obtained through activities related to the Guild.

I agree that the Guild may use such photographs other electronic media of me with or without my first name and last name (initial only) and for any lawful purpose, including for example, such purposes as publicity, illustration, advertising, and Web content.

I agree that neither I, nor anyone on my behalf, will make a claim against the Guild for any reason connected to the use of any material as agreed to in this release. I understand that his agreement and release will remain in effect until I rescind it in written notice to the Guild.

I have read and understand the above:

Signature _____ Printed name _____


Signature, parent or guardian _____ Printed name of guardian _____

(required if signee is under 19 years of age)

Date _____

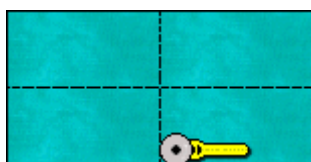
Amish♦Diamond

This makes a 12" block!

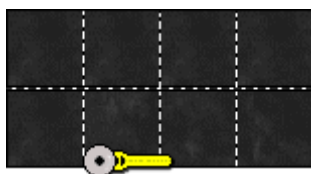


Please abide by the Terms and Conditions of use! :o)


** Preparing the Pieces and Sewing the Block **



First cut the Color 2 7" x 13" rectangle into four 3-1/2" x 6-1/2" rectangles...




Then cut the Color 3 7" x 14" strip into eight 3-1/2" squares...



Place a Color 3 3-1/2" square right sides together, lined up with the upper left corner of the Color 1 6-1/2" square...

Mark the diagonal in the direction shown above, and sew ON the diagonal line. Trim off excess seam allowance and press the remainder towards the center square. Now sew another Color 3 3-1/2" square to the opposing corner in the same manner, and then to the two adjacent corners. Square this back to 6-1/2" if needed...



Now you are ready to piece the block! Refer to the diagram at left for placement. Make rows first, and then join rows to make the block. Be sure to alternate pressing directions, to avoid those bulky seams!...on to Page 2


Dec 1999 Marcia Hohn

Traditional Block

mh♦paper

<http://www.quilterscache.com>

Amish Diamond - Page 2



This is three blocks by three :o)

HAPPY QUILTING 'til Next time!

Marcia :o)

**Marcia's! Janet's! Deb's! Carrie's!
Ashlee's! Rett's!**

**Rett's Quilt! Arlyn's! Jacki's! Frances's!
Tammy's Frannie's!**

** Supplies List **



Color 1 Color 1 needs: one 6 1/2" square



Color 2 Color 2 needs: one 7" x 13" rectangle



Color 3 Color 3 needs: one strip 7" x 14"

To the Patterns or The Quilter's Cache

 Dec1999Marcia Hohn

mh♦paper

[Page 1](#)

Traditional Block

pattern from
<http://www.quilterscache.com>

SPRING WORKSHOPS at TRU international building

Set up: 8:30 am, class:

9 - 4PM (6 hours of instruction). Bring your own lunch and quilting supplies

Saturday, April 27, 2019

ATTIC WINDOWS instructed by Marnie Freeman

Cost: \$35

Details, Sample and supply list coming November 26 meeting

SPRING WORKSHOPS at TRU international building

Set up: 8:30 am, class:

9-4 PM (6 hours of instruction). Bring your own lunch and quilting supplies

Sunday, April 28, 2019 SCORCHED instructed by Jan Scruggs, Textile and Fibre Artist extraordinaire

“You probably remember writing secret messages with lemon juice as a child. What a delight it was to hold a candle to the paper and see the message magically appear!

Come and enjoy that delight again. We will learn to use lemon juice as a textile medium while making a small project. I am looking forward to this and working with you and your group.”Jan

Cost: \$35 Plus Kit fee \$20 which includes mordant, pretreated fabric and artists supplies.

You may also bring additional fabrics to develop your skills and project.

Four techniques to be demonstrated and explored in the morning session and projects worked on in the afternoon session



